

# Our Boiler Family 2022



## About Us...

### Welcome to the world of Biagi

Since its inception in Italy in the 1930s, the Biagi name has become trusted around the world for quality, reliability and performance. Now serving customers in over 40 countries, Biagi is a global brand with a rich history and cutting-edge solutions. In March 2017 Biagi celebrated the production of the 2 millionth boiler.

Biagi UK was formed in 1990 and quickly became a leading supplier to the heating industry, continually evolving to remain at the forefront of new product development and setting ever-higher benchmark standards.

Our boilers are proudly manufactured in Italy, at one of Europe's most advanced facilities, where each boiler and its components are individually tested to exacting performance standards throughout the production process before leaving the factory. The factory is based in Pordenone and is both ISO:9001 and ISO:14001 accredited.

Our 43,000 sq ft distribution facility located in Walsall in the West Midlands boasts a state-of-the-art training facility for both merchants and installers.

Biagi UK has grown to meet the needs of the UK market, adding central heating radiators, Low Surface Temperature covers, designer radiators and towel rails to its product portfolio.

Dedicated to realising founder Leopoldo Biagi's vision of generating comfort through heating the home, Biagi now provides an unrivalled one-stop-shop for heating solutions.

Every single Biagi product is fully compliant with all regulations, official standards and directives. The company is also a member of Gas Safe, HHIC, the EST and support Benchmark.

No matter what Biagi Boiler you decide to install, all of our models have the following built in features.

Exercise routine, every 24 hours the pump will automatically spin to make sure it doesn't seize during long periods of inactivity.

Frost protection, should the temperature fall below 4°C the boiler will detect and fire up to protect itself, should there be an interruption in the gas supply, the boiler will automatically run the pump, knowing moving water is less likely to freeze.

Scale protection, by controlling the temperature within our boilers we do not allow the DHW temperature to go over 62°C, as this is below the temperature where scale is formed, it protects the heat exchanger. (In extremely hard water areas, we still recommend extra protection, as required by building regulations)

All boilers are LPG convertible expect the new Rinnova boiler which has Gas Adaptive Technology so will automatically convert the boiler depending on the gas being used.

**2,000,000**  
CELEBRATING THE MANUFACTURE OF OVER 2 MILLION BOILERS



## Contents

### Rinnova Combi 04

Our new gas adaptive boiler with full brass hydraulic block

### Advance Plus 7 Combi 06

Our high quality range of high efficiency boilers with advanced components yet simplistic controls

### Basica Combi 08

The latest addition to our range of reliable, affordable and efficient boilers

### Multipoint Water Heater 10

Providing instantaneous hot water with a sleek design

### Technical Specifications 12

Performance details and technical specification on the full range of boilers

## High Efficiency Combi Boilers

Introducing Rinnova, our first ever gas adaptive boiler that we have brought to the UK market.

The new Rinnova Adaptive boiler has been developed to replace the ever-popular Advance combi boiler with a focus on efficiency and reliability being upmost in our mind. Compact yet powerful the Rinnova combination boiler can deliver up to 17.0 Litres per minute of instantaneous hot water.

Our boilers are now equipped with Gas adaptive technology and will detect different qualities of gas and will automatically adapt too that gas type. We have developed a high-grade stainless steel, single coil heat exchanger that is extremely robust yet efficient. The single coil, oval section allows the system water to flow freely through the heat exchanger preventing the accumulation of dirt and debris helping performance with sometimes older installations.

This makes the Rinnova the perfect choice for replacing an existing boiler. With the addition of simplistic controls, the Rinnova is the perfect choice for someone looking for ease of operation. At the same time, you have the ability to add an array of optional external controls that will improve the comfort of your home and reduce your heating bills.

The Rinnova comes with built in weather compensation. By installing a simple, inexpensive temperature probe, it will allow the boiler to automatically react to what is happening with the outside temperature, giving you that boost when you need it and saving you money when you don't. This boiler can also be controlled by our Biasi I Control System which you will be able to connect to using our Biasi connect App on your smartphone. This control will raise the energy class of the boilers to A + if used alongside the temperature probe.

We have also thought about our footprint on the planet which is why we have made the Rinnova boiler with less plastic parts by having metal panels and a brass hydraulic block. The outer packaging is plastic free and fully recyclable which means our boiler is better for the environment and supporting a more sustainable future.

The Rinnova range is available in 25kw, 30kw and 35kw.

**The Rinnova range comes with a full 7-year guarantee covering parts and labour\***

**7 year  
guarantee\***



### Details on control

- 01 Domestic hot water control
- 02 Central heating control
- 03 Winter/summer - on/off
- 04 LCD display



\*Subject to T&C's please visit [www.biasi.co.uk](http://www.biasi.co.uk) for more information

## Technical Operating Features: Rinnova

The Rinnova Combi range has a host of advanced technical features, including:

- Fully gas adaptive, no need for a restrictor to convert the boiler.
- Up to 16.9 litres per minute of DHW output.
- Combined ignition and detection electrode.
- Brass hydraulic unit.
- Built in weather compensation, by installing a simple inexpensive temperature probe, it will allow the boiler to automatically react to what is happening with the outside temperature.
- Anti-seize function that automatically activates motorised components (pump, diverter, fan) during periods of in-operation to prevent seizing.
- Frost protection to sense low temperatures and prevent freezing.
- Automatic built-in bypass to protect the boiler during low flow rates (e.g all radiator valves closed).
- Historical fault diagnostic - up to 10 faults recorded. This log can also be cleared.











## Rinnova Combi Wall Hung Boilers

## Technical Installation Features: Rinnova

- All isolation valves are supplied with pre-formed copper tails for easy connection.
- The electrical cable is provided on all models.
- Off-set flue bend available to adapt the flue outlet to centre of the boiler.
- An optional stand-off bracket is available so the pipework can be routed upwards behind the boiler if required.
- Optional pre-fixing kit that allows for the system to be connected and tested prior to the boiler being fitted.



	Heating 	Hot water 
Rinnova 25C	A 	A XL 
Rinnova 30C	A 	A XL 
Rinnova 35C	A 	A XXL 

## High Efficiency Combi Boilers

This is the Advance Plus 7 range: a unique mix of the latest in intelligent gas boiler technologies and simple, intuitive controls.

The entire Advance Plus range has been developed to achieve an incredible 92% efficiency, securing an 'A' in the energy related products classification. The Advance Plus is capable of delivering 15.6 litres of instantaneous hot water.

The Advance Plus features clear, simple controls, meaning anyone can understand and adjust the central heating and hot water temperatures quickly and easily.

What's more users can customise the boiler to add any external controls that they prefer. The built in weather compensation will help with your comfort, whilst the Biasi Stat will give you total control and open up many extra features as well as becoming the boilers main interface, meaning the boiler can be sited anywhere in the building.

Available in three combination models (25kW, 30kW, and 35kW), practically any domestic premises can benefit from an Advance Plus boiler solution.

**The Advance Plus 7 comes with a 7 year guarantee, covering parts and labour\***


**7 year  
guarantee\***

energy  
saving  
trust  
endorsed  
product



## Details on control

- 01 Pressure gauge
- 02 Bay for optional clock or RF receiver
- 03 Winter/Summer - On/Off
- 04 LCD display
- 05 Domestic hot water control
- 06 Central heating temperature control



\*Subject to T&C's please visit [www.biasi.co.uk](http://www.biasi.co.uk) for more information

## Technical Operating Features: Advance Plus 7

The Advance Plus 7 range has a host of advanced technical features, including:

- Specially developed microprocessor control to ensure efficient and reliable operation.
- Full pre-mix burner with modulation control in both heating and hot water modes, which constantly matches output with demand.
- Electronic flame ignition with adjustable re-ignition sequence to prevent lockouts.
- Anti-seize function that automatically activates motorised components (pump, diverter, fan) during periods of in-operation to prevent seizing.
- Frost protection to sense low temperatures and prevent freezing.
- Fault display alerts in case of operational problems.
- New 'Hydroblock' section to ensure safety and reliability with a motorised diverter valve, flow/pressure sensor and magnetic water flow switch.
- Built-in temperature sensor to enable precise thermal control, as well as inlet and outlet sensors to provide balanced thermal input via a differential thermal calculation.
- Automatic built-in bypass to protect the boiler during low flow rates (e.g. all radiator valves closed).
- Historical fault diagnostic – up to 10 faults recorded. This log can also be cleared.

## Technical Installation Features: Advance Plus 7

- All isolation valves are supplied with pre-formed copper tails for easy connection. The filling loop is also provided.
- Combi and System models are provided pre-wired with 1.5m of cable to minimise electrical work.
- An optional 'stand-off' bracket means pipework can be routed upwards behind the boiler when required.
- All valves and pipework can be neatly concealed behind an optional pipe cover.



# Advance Plus 7 Combi Wall Hung Boilers



	Heating	Hot water
Advance Plus 7 25C	A	A XL
Advance Plus 7 30C	A	A XL
Advance Plus 7 35C	A	A XXL

## High Efficiency Combi Boilers

The new Basica boiler completes the Biasi condensing pre-mixed range of boilers.

Compact yet powerful, the Basica is a reliable boiler that guarantees high efficiency, low consumption and respect for the environment.

This boiler comes with built in weather compensation, by installing a simple inexpensive temperature probe (optional), it will allow the boiler to automatically react to what is happening with the outside temperature, giving you that boost when you need it and saving you money when you don't.

Biasi have removed the plastic blocks from the boiler and replaced them with a fully brass hydraulic valve section. The Condensing Heat Exchange is stainless steel with an aluminium coating to offer maximum resistance to corrosion.

The Basica is the perfect choice for someone looking for ease of operation. At the same time, you also have the ability to add an array of advanced optional controls that will improve the comfort of your home and reduce your heating bills.

**The Basica range is available in 24kw, 28kw and 32kw.**


**The Basica range comes with a full 5 years guarantee covering parts and labour\***

**5 year  
guarantee\***



## Details on control

- 01 Reset Button
- 02 Stand-by
- 03 DHW temperature control
- 04 Heating temperature control
- 04 LCD display



\*Subject to T&C's please visit [www.biasi.co.uk](http://www.biasi.co.uk) for more information



## Technical Operating Features: Basica Combi

The Basica Combi range has a host of advanced technical features, including:

- Built in weather compensation, by installing a simple inexpensive temperature probe, it will allow the boiler to automatically react to what is happening with the outside temperature.
- Combined Ignition/detection electrode.
- Anti-seize function that automatically activates motorised components (pump, diverter, fan) during periods of in-operation to prevent seizing.
- Frost protection to sense low temperatures and prevent freezing.
- Automatic built-in bypass to protect the boiler during low flow rates (e.g all radiator valves closed).
- Historical fault diagnostic - up to 10 faults recorded. This log can also be cleared.



Basica Combi  
Wall Hung Boilers

## Technical Installation Features: Basica Combi

- All isolation valves are supplied with pre-formed copper tails for easy connection.
- The electrical cable is provided on all models.
- 10m flue capability horizontal and vertical.
- Off-set flue bend available to adapt the flue outlet to centre of the boiler.
- An optional stand-off bracket is available so the pipework can be routed upwards behind the boiler if required.
- Optional pre-fixing kit that allows for the system to be connected and tested prior to the boiler being fitted.



	Heating	Hot water
Basica Cond 24C	A	A XL
Basica Cond 28C	A	A XL
Basica Cond 32C	A	A XXL

## High Efficiency Water Heater

New from Biasi is our Multipoint water heater. With aesthetically good looks and a sleek design, this water heater would be a perfect choice for those who are just looking for a boiler to heat the water in their home that also has ease of use thanks to its large display panel.

The main component of Multipoint is one of the most advanced mechatronic technologies currently available. The CPU chipset can automatically analyse and quickly set the optimal parameters for the operation, according to various data such as the amount of running water, the pressure, and the actual water inlet temperature.

There is a digital control which automatically keeps the outlet water temperature constant. This function continuously checks the temperature of the outlet water through a sensor and transfers the data to a microprocessor. This adjusts the amount of gas and water supplied to automatically keep the outlet water temperature constant, according to the setting given by the user and the actual water temperature.

The water temperature can be set between 35°C and 65°C and when Multipoint is restarted its memory function will operate at the last set temperature, so there is no need to set the temperature again: a great practical application of ergonomics.

Multipoint has an array of safety features, such as fan failure, electrical overload, accidental power failure, overheating just to name a few.

Multipoint is available in 14 litres and 16 litres and both in natural gas or LPG.

**The Multipoint range comes with a full 2-year guarantee covering parts and labour\***

**2 year  
guarantee\***



### Details on control

- 01 LCD display
- 02 Temperature controls
- 03 On-Off button
- 04 System mode or query function



\*Subject to T&C's please visit [www.biasi.co.uk](http://www.biasi.co.uk) for more information

## Technical Operating Features: Multipoint

- Energy saving due to advance technologies called Strengthened Combustion and Forced Combustion.
- Multiple safety features such as overheat protection, overload protection, electric overload protection and many more.
- Digital control for automatic constant temperature of outlet water.
- Micro-computer intelligent control system.

## Technical Installation Features: Multipoint

- Prewired electrical cord to minimise electrical work.
- All isolation valves and screws are provided.
- Available as either NG or LPG pre-fitted so no need to convert.



## Multipoint Water Heater Boilers

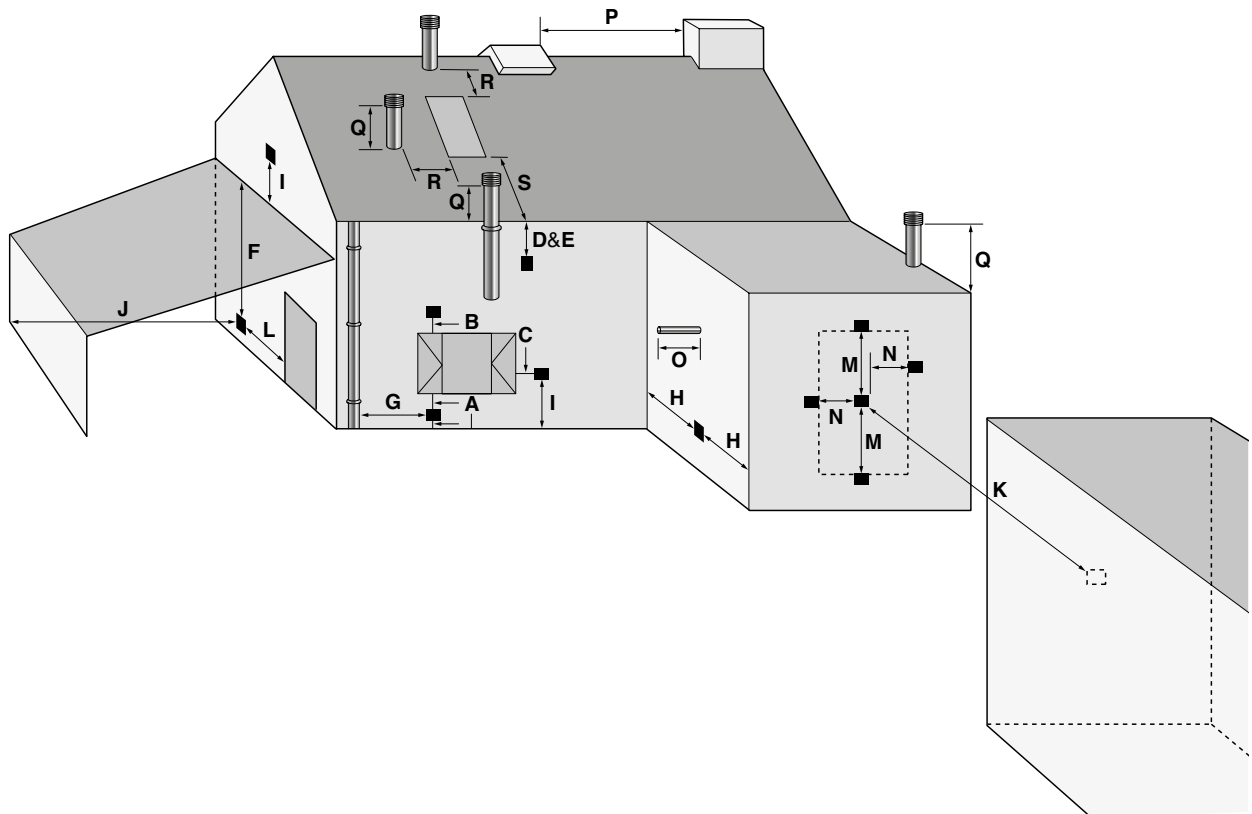
	Hot water	
Multipoint 14S	A XL	
Multipoint 16S	A XL	

### Flue Clearances: All boilers

#### Clearance Requirements

- A.** Directly below the window or other opening
- B.** Above an opening, air brick, opening window
- C.** Horizontally to an opening, air brick, opening window
- D.** Below gutter, soil pipes or drain pipes
- E.** Below eave
- F.** Below balconies
- G.** From a vertical drain pipe or soil pipe
- H.** From an internal or external corner
- I.** Above ground, roof or balcony level
- J.** From a surface facing a terminal

<b>mm</b>	<b>K.</b> From a terminal facing a terminal	1200
300	<b>L.</b> From an opening in the car-port (e.g. door, window) into the dwelling	Not recommended
300	<b>M.</b> Vertically from a terminal on the same wall	1500
300	<b>N.</b> Horizontally from a terminal on the same wall	300
75	<b>O.</b> From the wall on which the terminal is mounted Please refer to the flue assembly instructions	-
200	<b>P.</b> From a vertical structure on the roof	600
200	<b>Q.</b> Above intersection with the roof	600
150	<b>R.</b> From a roof window and terminal	600
300	<b>S.</b> From a roof window and terminal	2500



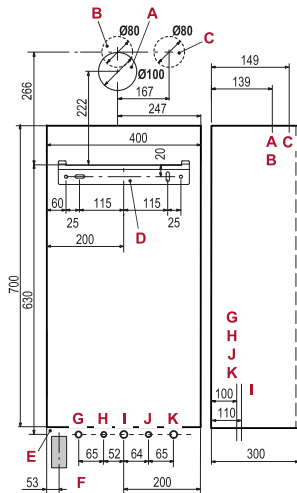
### Clearance Required Around the Boiler:

	Advance Plus/Rinnova/Basica	Multipoint
<b>Top</b>	250mm	350mm
<b>Bottom</b>	200mm	300mm
<b>Left</b>	25mm	50mm
<b>Right</b>	25mm	50mm

The above information is a guide only, please see current installation manual of your chosen boiler for full details.

## Fixing Holes and Connection Pipes Position: Rinnova / Basica

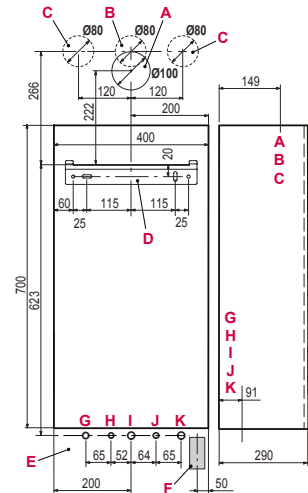
- A. Flue outlet / air intake pipe (co-axial  $\varnothing$  100/60mm)
- B. Flue outlet pipe  $\varnothing$  80mm (twin kit)
- C. Air intake pipe  $\varnothing$  80mm (twin kit)
- D. Bracket
- E. Electric connection area
- F. Condensate drain connection area
- G. C.H. flow
- H. D.H.W. outlet
- I. Gas
- J. D.C.W. inlet
- K. C.H. return



A siphon is fitted within the boiler to collect condensate liquid from the condensing heat exchanger.

## Fixing Holes and Connection Pipes Position: Advance Plus 7

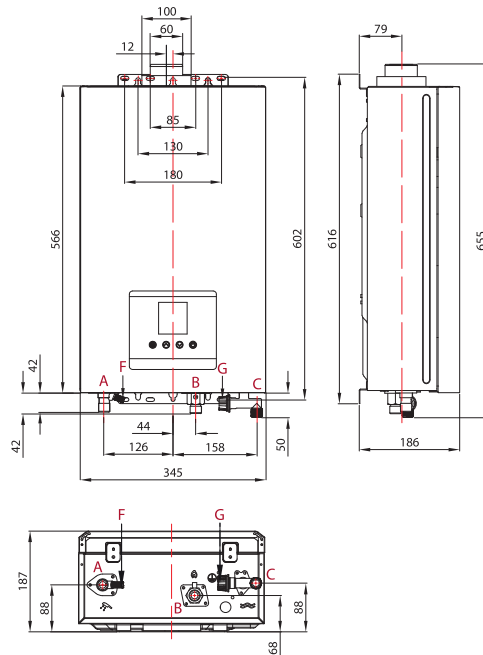
- A. Flue outlet / air intake pipe (co-axial  $\varnothing$  100/60mm)
- B. Flue outlet pipe  $\varnothing$  80mm (twin kit)
- C. Air intake pipe  $\varnothing$  80mm (twin kit)
- D. Bracket
- E. Electrical connection area
- F. Condensate drain
- G. CH Flow
- H. DHW outlet
- I. Gas
- J. DCW inlet
- K. CH Return



A siphon is fitted within the boiler to collect condensate liquid from the condensing heat exchanger.

## Fixing Holes and Connection Pipes Position: MultiPoint Water Heater

- A. Hot water outlet 1/2"
- B. Gas inlet 1/2"
- C. Cold water inlet 1/2"
- F. Safety valve discharge
- G. Cold water inlet filter



The above information is a guide only, please see current installation manual of your chosen boiler for full details.

## Technical Data Spec:

		Advance Plus 7 25C	Advance Plus 7 30C	Advance Plus 7 35C	Advance Plus 7 25S	Advance Plus 7 30S
<b>CENTRAL HEATING</b>						
Gross Input	Kw	22.2	27.8	33.3	27.8	33.3
Max output 60/80 °C	Kw	19.5	24.4	29.5	24.4	29.5
Max output 30/50 °C	Kw	21.2	26.6	32.1	26.6	32.1
Min/Max Temp	°C	25 / 85	25 / 85	25 / 85	25 / 85	25 / 85
Min/Max Pressure	Bar	0.3 / 2.5	0.3 / 2.5	0.3 / 2.5	0.3 / 2.5	0.3/2.5
<b>DOMESTIC HOT WATER</b>						
Gross Input	Kw	27.8	33.3	37.7	N/A	N/A
Maximum Output	Kw	26.6	31.9	36.4	N/A	N/A
Flow Rate at 25°C Rise	-	-	-	-	-	-
Flow Rate at 30°C Rise	L/min	13.3	16.2	19.2	N/A	N/A
Flow Rate at 35°C Rise	L/min	11.4	13.5	15.6	N/A	N/A
Min/Max Temperature	°C	35 / 60	35 / 60	35 / 60	N/A	N/A
Min/Max Pressure	Bar	0.3 / 10	0.3 / 10	0.3 / 10	N/A	N/A
<b>ERP EFFICIENCY DETAILS</b>						
SSH Energy Efficiency	%	92	92	92	92	92
Heating Label	Rating	A	A	A	A	A
Hot water Label	Rating	A XL	A XL	A XXL	N/A	N/A
Sound level	dB	52	52	53	52	52
<b>OTHER DATA</b>						
Height	mm	700	700	700	700	700
Width	mm	400	400	400	400	400
Depth	mm	290	290	290	290	290
Weight	Kg	33	34.5	34.5	31	32.5
Weight (dry)	mm	-	-	-	-	-
Water volume	Kg	-	-	-	-	-
Nox	Class/ppm	-	-	-	-	-

Rinnova Adaptive 25C	Rinnova Adaptive 30C	Rinnova Adaptive 35C	Rinnova Adaptive 30S	Basica Cond 24C	Basica Cond 28C	Basica Cond 32C	Basica Cond 28S	Multipoint 14s	Multipoint 16s
23.3	28.9	34.4	34.4	23.3	27.7	30.5	30.5	-	-
20.7	25.6	30.6	30.6	20.6	24.5	27	27	-	-
22.8	28.3	33.6	33.6	22.6	26.9	29.9	29.9	-	-
25 / 80	25 / 80	25 / 80	25 / 80	25 / 85	25 / 85	25 / 85	25 / 85	-	-
0.3 / 2.5	0.3 / 2.5	0.3 / 2.5	0.3 / 2.5	0.3 / 2.5	0.3 / 2.5	0.3 / 2.5	0.3 / 2.5	-	-
28.9	34.4	38.5	N/A	27.7	32.2	35.5	N/A	28.0	30.0
25.6	30.6	34.1	N/A	24.6	28.4	31.3	N/A	-	-
-	-	-	-	-	-	-	-	14.0	16.0
12.7	15.1	16.9	N/A	11.8	13.6	16.2	N/A	-	-
10.7	12.8	14.3	N/A	10	11.5	12.9	N/A	-	-
35 / 55	35 / 55	35 / 55	N/A	30 / 60	30 / 60	30 / 60	N/A	-	-
0.3 / 10	0.3 / 10	0.3 / 10	N/A	0.3 / 10	0.3 / 10	0.3 / 10	N/A	0.2 / 10	0.2 / 10
94	94	94	94	92	92	92	92	-	-
A	A	A	A	A	A	A	A	-	-
A XL	A XL	A XXL	N/A	A XL	A XL	A XXL	N/A	A XL	A XL
49	50	50	50	51	53	53	53	-	-
700	700	700	700	700	700	700	700	566	566
400	400	400	400	400	400	400	400	345	345
300	300	300	300	300	300	300	300	186	186
-	-	-	-	-	-	-	-	-	-
31.5	36	36	36	31.5	31.5	36	31.5	-	-
2	2.5	2.5	2.5	2	2	2.5	2.5	-	-
6	6	6	6	6	6	6	6	6	6

\* dependent on wiring

T: 01922 714600  
E: [sales@biasi.uk.com](mailto:sales@biasi.uk.com)  
Biasi UK Ltd, Commercial Road, Walsall, West Midlands, WS2 7NQ

